

Step-by-Step Guide for the Registration and Taking of the Mandatory Theory Test for E-Scooter and Power-Assisted Bicycle (PAB) Riders

Table of Contents

1. Registration for Online Theory Test.....	2
2. Post-Registration Payment	6
3. Taking the E-Learning Course	7
4. Taking the Theory Test.....	9
5. Re-registration for a New Account	12

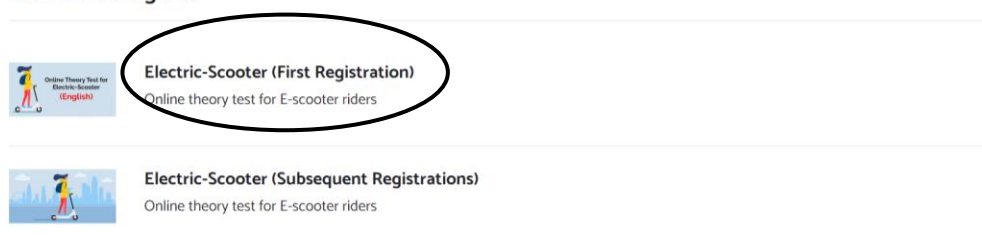
1. Registration for Online Theory Test

Note:

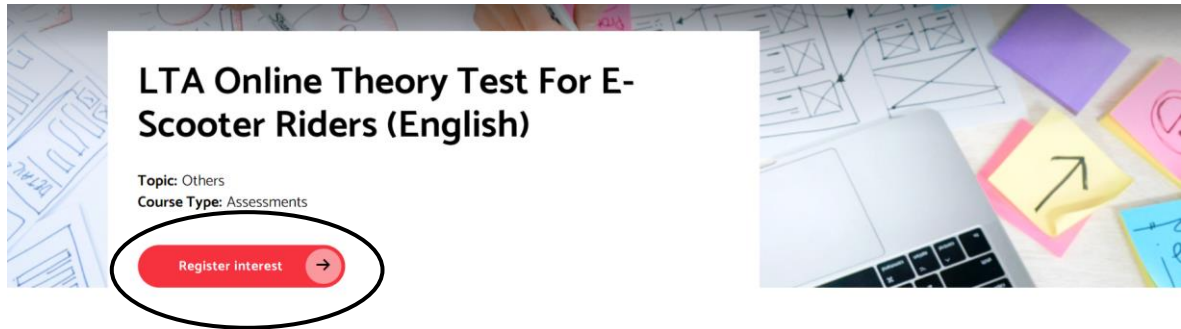
- i) It is recommended for registration to be done on a laptop or a desktop. Please allow pop-ups/disable pop-up blockers and clear your cache on your browser.
- ii) If you do not have a PC or a laptop, you may wish to visit the following venues to **register**:
 - **One-Stop-Centre (OSC) at Singapore Polytechnic.** There will be customer service personnel to provide you access to a computer to make your registration online. It is located at Block T16, level 2, beside McDonald's. The opening hours are 8.30am to 5.00pm on weekdays, 8.30am to 12.30pm on eve of Public Holidays, and closed on Saturdays, Sundays and Public Holidays. You will need to bring along your NRIC and relevant payment cards as cash payment is not accepted.
 - **Public libraries managed by the National Library Board (NLB).** There are multimedia stations at all public libraries except library@chinatown and library@orchard. Each multimedia station offers paid access to the Internet for up to 2 hours. To access the Internet, you can purchase Usage Time Blocks via the multimedia stations or the printing stations. Singaporeans and PRs aged 50 and above can enjoy 1 hour of free Internet access by logging in with their myLibrary ID. More information can be found [here](#).
- iii) Alternatively, you may wish to attempt registration on Android mobile devices by switching to "Desktop View" in the browser settings.
- iv) Please note that your account will be valid for 90 days from the day that your account has been created. You have to attempt the theory test within the 90-day period.

- a. Register for the theory test on Singapore Polytechnic's Professional & Adult Continuing Education Academy (PACE) website:
 - To register for the e-scooter theory test, go to <https://go.gov.sg/register-mttescooter>
 - To register for the PAB theory test, go to <https://go.gov.sg/register-mttpab>
- b. Choose the language that you wish to take the theory test in (English/Mandarin/Malay/Tamil).
 - If you are taking the theory tests for the first time in your selected language, please select "**First Registration**".
 - If you have used up your available attempt, and are re-registering to take the test again, please select "**Subsequent Registrations**". Refer to **5. Re-registration for a New Account** for the steps.

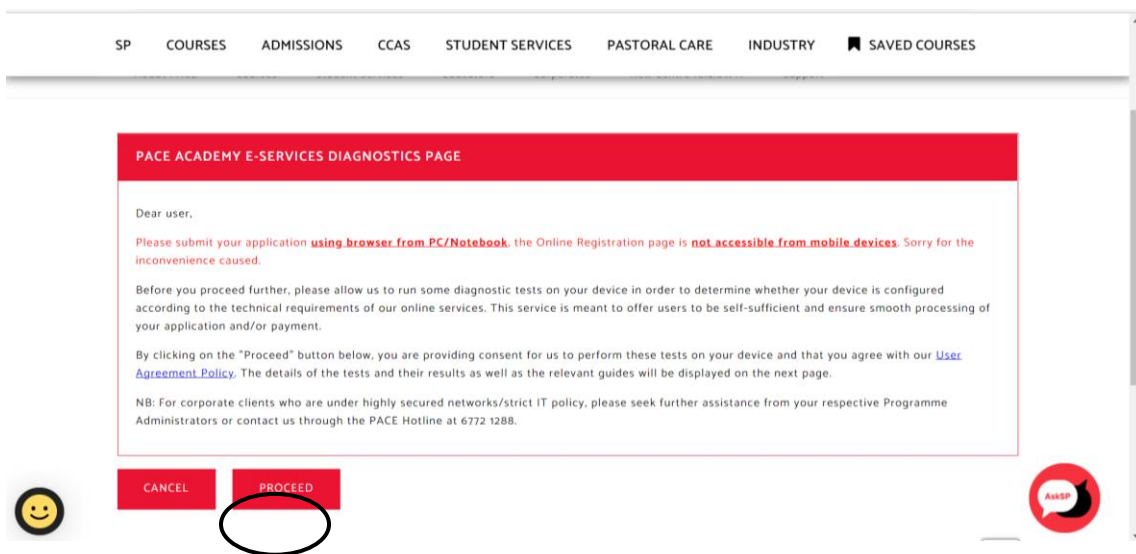
E-Scooter (English)



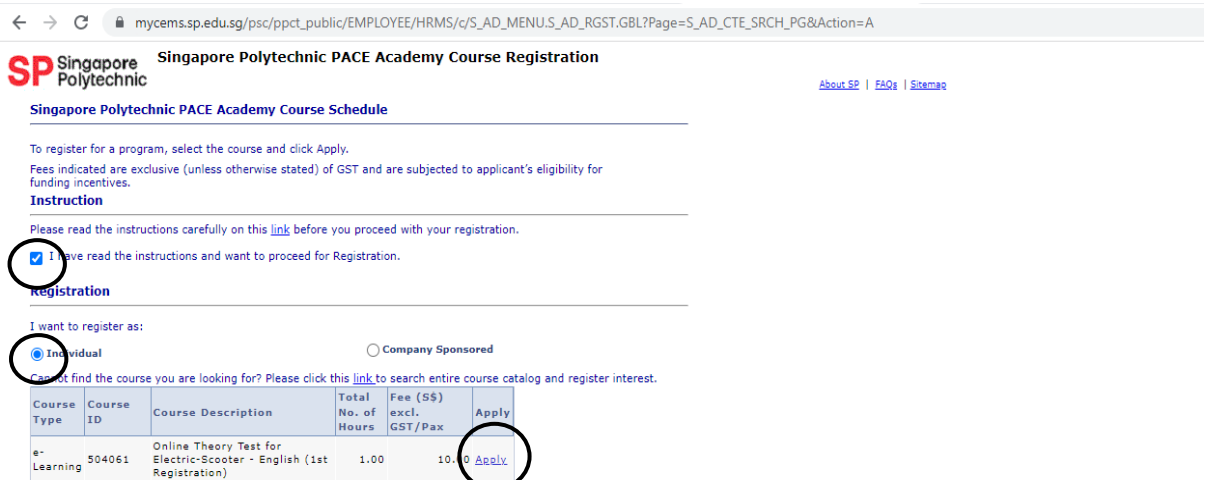
- c. You will be taken to the page to "**Register interest**".



- d. You will be brought to PACE Academy’s e-services diagnostic page. Click “**Proceed**” for PACE to run some diagnostic tests on your device. This is to determine whether your device is configured to have an uninterrupted online registration experience. Do ensure that you follow the instructions given.



- e. Once you have cleared the diagnostics checks, you will be directed to the following page to proceed with registration. Please tick “**I have read the instructions and want to proceed for Registration.**” after reading through the instructions, and indicate whether you are registering as an “**Individual**” or “**Company Sponsored**”. Thereafter, please click “**Apply**”.



- f. Please complete the registration form by filling in the information required under **“Personal Information”** and **“Home Address”**. Once you have provided all the information, click **“Save”** and then click **“Next”**.

- g. Once you have checked that the information shown on the Registration Summary page is correct, please choose an option from the **“How do you get to know about this course?”** dropdown list, before clicking **“Proceed”** to make payment.

- h. **Select your payment mode.** Payment can be made via credit/debit card or e-NETS.

If you do not have the credit/debit card information with you during registration, you can still pay within **3 days** from the day of registration. Please note down your **Registration Reference ID** as it will be required for your post-registration payment. Refer to **2. Post-Registration Payment** for the

steps. If payment is not made within 3 days, the system will remove your registration and you will have to register again.

If you have misplaced your Registration Reference ID, you may wish to contact Singapore Polytechnic's One-Stop Centre at **6772 1288**. The call centre is open during business hours from 8.30am to 5.00pm on weekdays, 8.30am to 12.30pm on eve of Public Holidays, and closed on Saturdays, Sundays and Public Holidays.

← → ↻ mycems.sp.edu.sg/ppct_public/EMPLOYEE/HRMS/c/S_AD_MENU.S_AD_RGST_IND.GBL?Page=S_AD_RGST_PERS_IND&Action=A

SP Singapore Polytechnic Singapore Polytechnic PACE Academy Course Registration [About SP](#) | [FAQs](#) | [Sitemap](#)

Registration Acknowledgement:

Registration Reference ID: R2300000527
Program/Course Title: Online Theory Test for Electric-Scooter - English (1st Registration)
Training Location: Singapore Polytechnic
Name: TAN AH KOW
Date & Time: 05/01/2023 03:11 PM
Full Course Fee (S\$): 10.00
GST (S\$): 0.80
Subsidy if any (S\$): 0.10
Discount if any (S\$): 0.00
Nett Course Fee to be paid (S\$): 10.70

Payment Mode:

[Instructions](#)

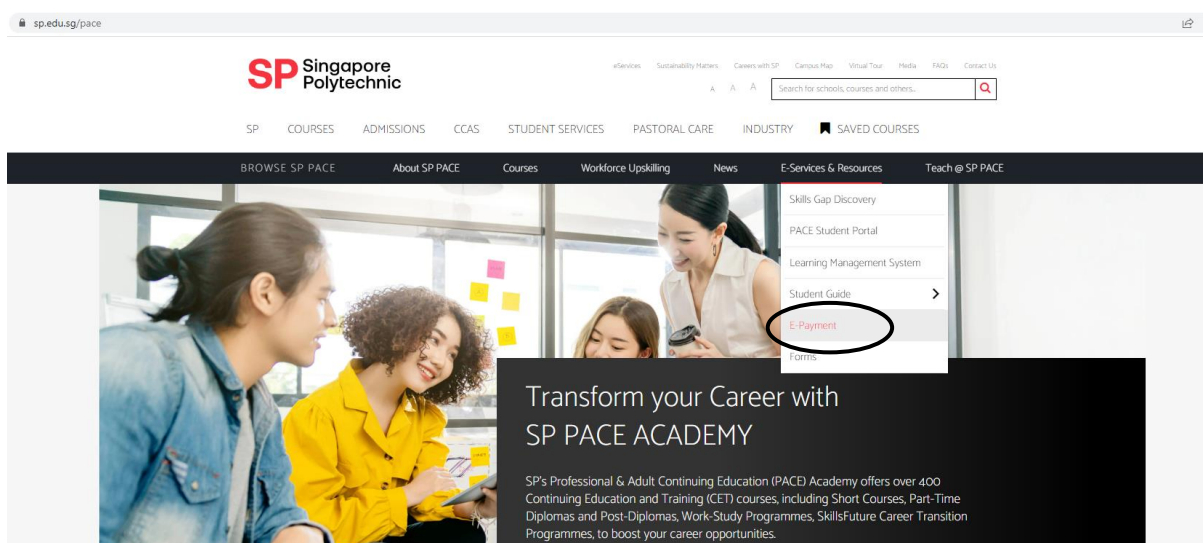
- i. Once you have selected your payment mode, click on **“Make e-Payment”**. Do note down your **Registration Reference ID** for future transactions.
- j. Please note that your account will be valid for 90 days from the day that your account has been created. As such, please attempt the theory test within the 90-day time period.
- k. You will receive a confirmation email to inform you that your registration is successful.
- l. Thereafter, you will receive another email within **a few days** to inform you that you can proceed to attempt the Theory Test at https://epace.sp.edu.sg/PACE/logon_pace.aspx. Refer to **4. Taking the theory test** for more details.

2. Post-Registration Payment


Note:

This is only applicable for riders who have not made payment upon account registration. It is recommended for payment to be done on a laptop or a desktop. Please allow pop-ups/disable pop-up blockers and clear your cache on your browser. If you do not have a laptop or a desktop, you may wish to visit any [NLB libraries with multimedia terminals](#) (refer to the Note box in 1. **Registration of Online Theory Test**) or attempt payment on Android mobile devices by switching to “Desktop View” in the browser settings.

- a. Go to Singapore Polytechnic’s Professional & Adult Continuing Education Academy (PACE) website at www.sp.edu.sg/pace. Click on “E-Services & Resources” and click “E-Payment”.

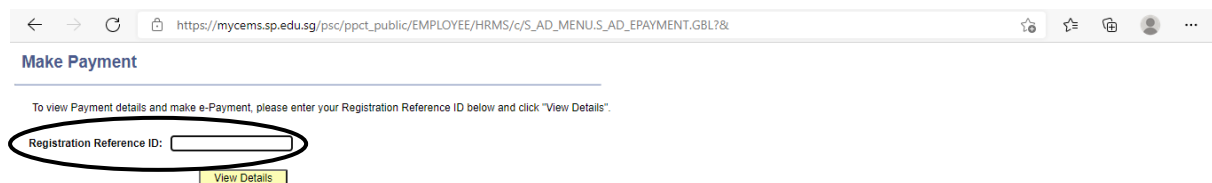


- b. You will be brought to PACE Academy’s e-services diagnostic page. Click “Proceed” for PACE to run some diagnostic tests on your device. This is to determine whether your device is configured to have an uninterrupted payment experience. Do ensure that you follow the instructions given.

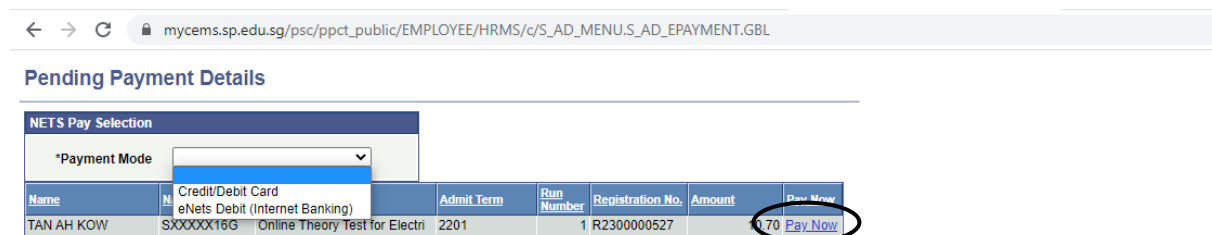


- c. Once you have cleared the diagnostics checks, key in your **Registration Reference ID** and click **“View Details”**.

If you have misplaced your Registration Reference ID, you may wish to contact Singapore Polytechnic’s One-Stop Centre at **6772 1288**. The call centre is open during business hours from 8.30am to 5.00pm on weekdays, 8.30am to 12.30pm on eve of Public Holidays, and closed on Saturdays, Sundays and Public Holidays.



- d. Please indicate your preferred payment mode through credit/debit card or eNETS via the dropdown list and click **“Pay Now”**.



- e. Please note that your account will be valid for 90 days from the day that your account has been created. As such, please attempt the theory test within the 90-day time period.
- f. You will receive a confirmation email to inform you that your registration is successful.
- g. Thereafter, you will receive another email within **a few days** to inform you that you can proceed to attempt the Theory Test at https://epace.sp.edu.sg/PACE/logon_pace.aspx. Refer to **4. Taking the theory test** for more details.

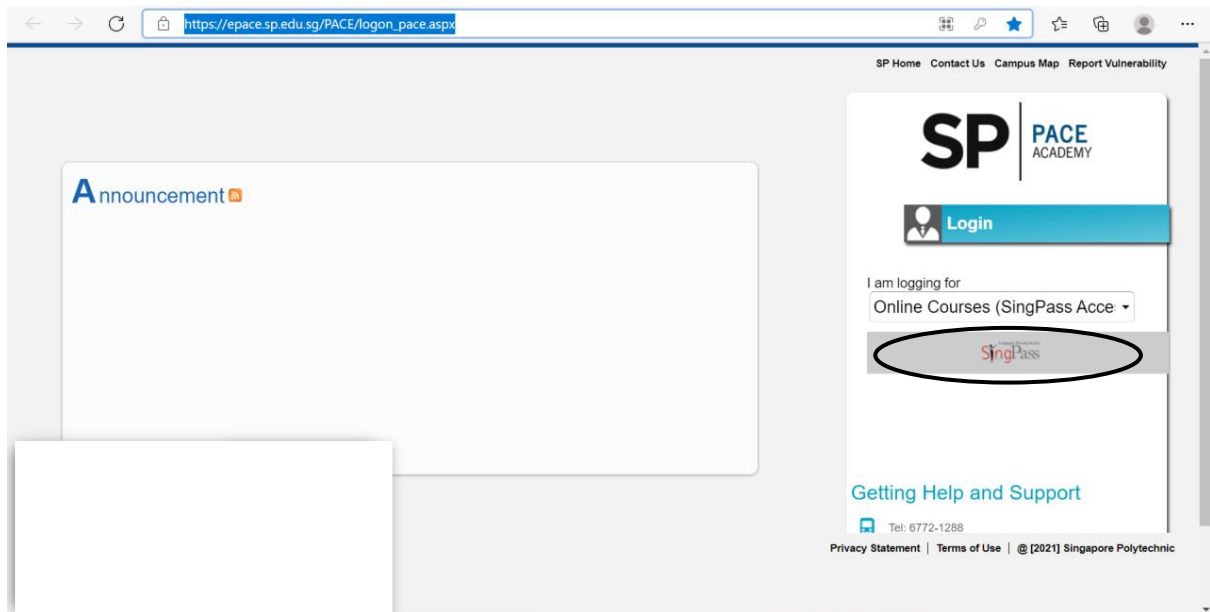
3. Taking the E-Learning Course

Note:

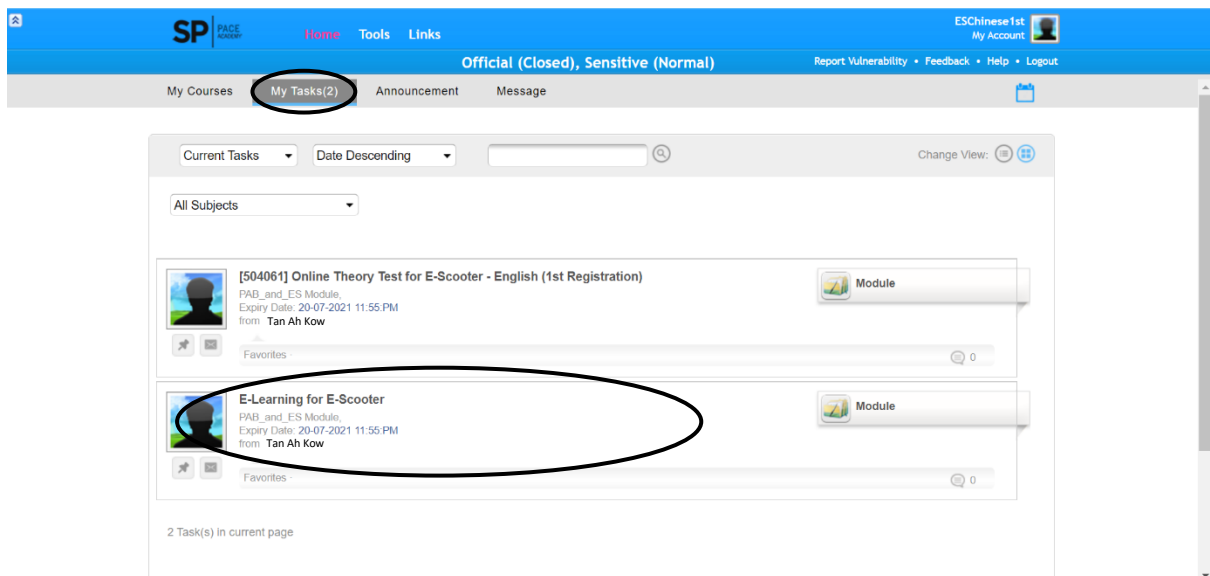
It is recommended for the e-learning course to be done on a laptop or a desktop. Please allow pop-ups/disable pop-up blockers and clear your cache on your browser. If you do not have a laptop or a desktop, you may wish to visit any [NLB libraries with multimedia terminals](#) (refer to the **Note box in 1. Registration of Online Theory Test**) or attempt the e-learning course on Android mobile devices.

- a. Once you have successfully registered and made payment, you will receive an email within **a few days** to inform you that you can proceed to attempt the Theory Test at https://epace.sp.edu.sg/PACE/logon_pace.aspx.

- b. Choose “**Online Courses (SingPass Access Required)**” in the dropdown list and log in using your Singpass.



- c. Click on “**My Tasks**” to find the theory test that you have registered for. Click on the **e-learning course** if you wish to revise the topics that you will be tested on, before attempting the theory test.



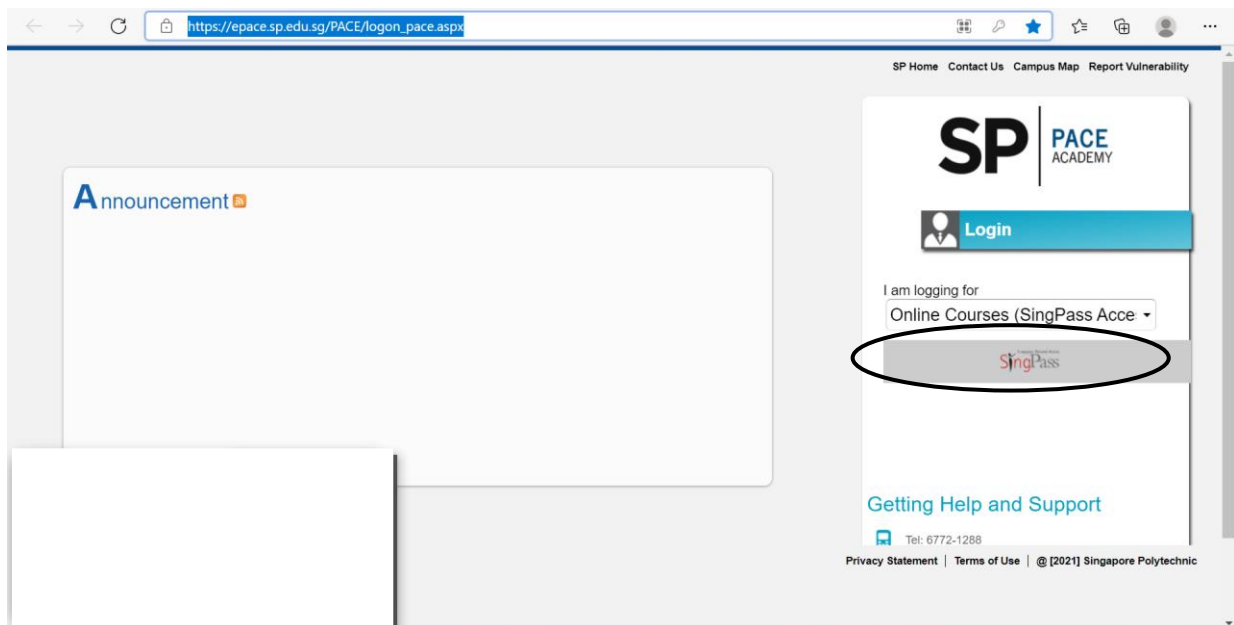
- d. Important information to take note:
- The e-learning course is **not** compulsory.
 - You are not required to attempt the theory test immediately after doing the e-learning course.
 - However, please note that your account will be valid for 90 days from the day that your account has been created. As such, please attempt the theory test within the 90-day time period.

4. Taking the Theory Test

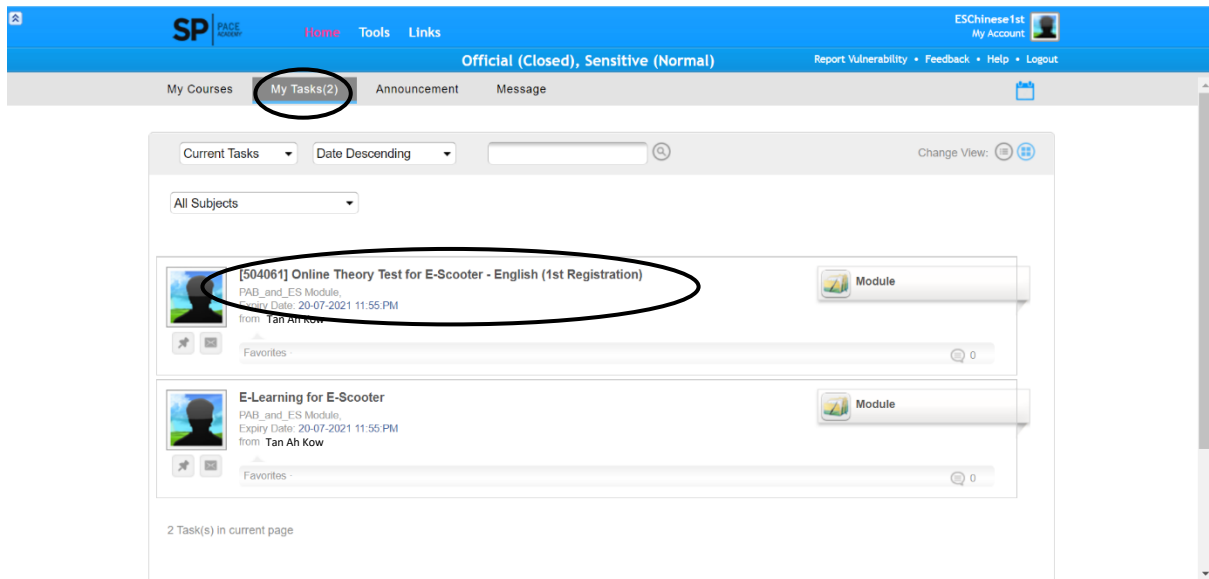
Note:

It is recommended to do the theory test on a laptop or a desktop. Please allow pop-ups/disable pop-up blockers and clear your cache on your browser. If you do not have a laptop or a desktop, you may wish to visit any [NLB libraries with multimedia terminals](#) (refer to the Note box in 1. **Registration of Online Theory Test**) or attempt the theory test on Android mobile devices.

- a. Once you have successfully registered and made payment, you will receive an email within a **few days** to inform you that you can proceed to attempt the theory test at https://epace.sp.edu.sg/PACE/logon_pace.aspx.
- b. Choose “**Online Courses (SingPass Access Required)**” in the dropdown list and log in using your Singpass.



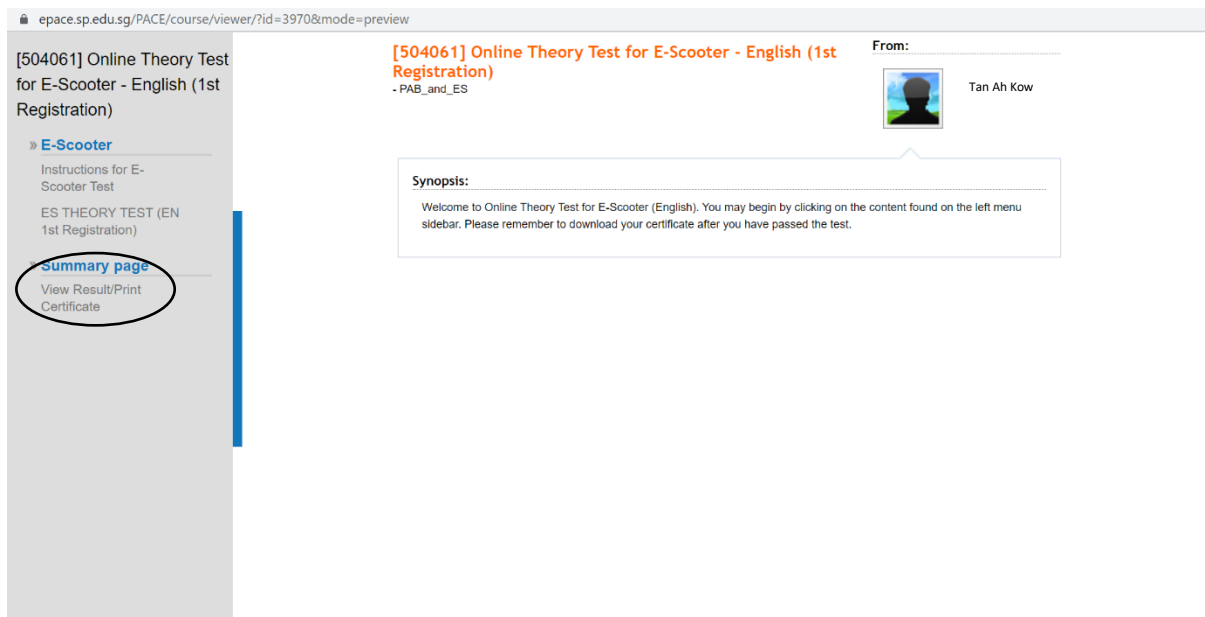
- c. Click on “My Tasks” to find the theory test that you have registered for. Click on the online theory test to enter the theory test module.



- d. You are required to read the test instructions before attempting the theory test. After reading the instructions, click on the theory test to start your test.



- e. Ensure that you have selected an answer for all multiple-choice questions before submitting the test. You will be prompted to confirm if you are sure that you want to submit your test answers.
- (i) Click “Yes” if you wish to submit your answers. Thereafter, the system will indicate your score and whether you “Pass” or “Fail”.
- If you “Pass”, you can save or print your digital certificate at the “**View Result/Print Certificate**” which can be found on the left panel. A digital certificate will also be sent to your registered email address.
 - You are advised to save a copy/screenshot of your digital certificate on your mobile phone. This is for easy access should Enforcement Officers request to view your digital certificate when enforcement commences on 1 January 2022.



- If you “Fail”, refer to **5. Re-Registration for a New Account** on how to register for the theory test again.
- (ii) Click “No” if you do not wish to submit your answers. You will be taken back to the theory test questions.
- f. Important information to take note:
- The system will submit your answers automatically, if you did not submit the answers within the given time.
 - Questions that are not answered will be considered as submitting a wrong answer.
 - Should you pass your theory test, your account will be automatically closed. **As such, do ensure that you have a copy of your digital certificate before logging out.**

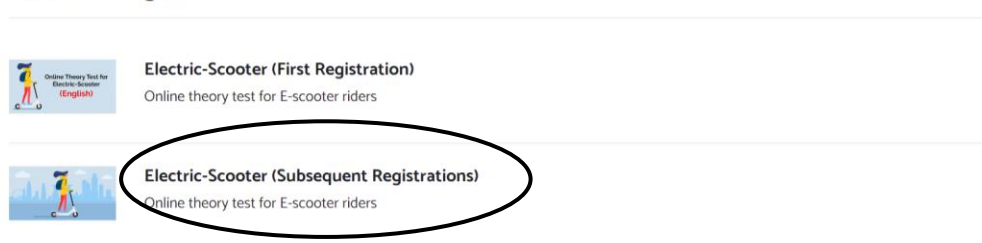
5. Re-registration for a New Account

Note:

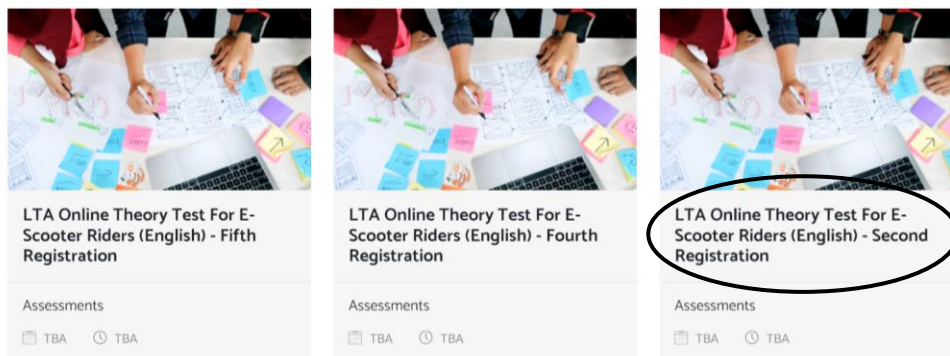
- i) It is recommended for registration to be done on a laptop or a desktop. Please allow pop-ups/disable pop-up blockers and clear your cache on your browser.
- ii) If you do not have a PC or a laptop, you may wish to visit the following venues to **register**:
 - **One-Stop-Centre (OSC) at Singapore Polytechnic.** There will be customer service personnel to provide you access to a computer to make your registration online. It is located at Block T16, level 2, beside McDonald's. The opening hours are 8.30am to 5.00pm on weekdays, 8.30am to 12.30pm on eve of Public Holidays, and closed on Saturdays, Sundays and Public Holidays. You will need to bring along your NRIC and relevant payment cards as cash payment is not accepted.
 - **Public libraries managed by the National Library Board (NLB).** There are multimedia stations at all public libraries except library@chinatown and library@orchard. Each multimedia station offers paid access to the Internet for up to 2 hours. To access the Internet, you can purchase Usage Time Blocks via the multimedia stations or the printing stations. Singaporeans and PRs aged 50 and above can enjoy 1 hour of free Internet access by logging in with their myLibrary ID. More information can be found [here](#).
- iii) Alternatively, you may wish to attempt registration on Android mobile devices by switching to "Desktop View" in the browser settings.
- iv) Please note that your account will be valid for 90 days from the day that your account has been created. You have to attempt the theory test within the 90-day period.

- a. Your account will be closed if you failed the theory test.
- b. To take the theory test again, you will need to register for a new account.
- c. Register for the theory test on Singapore Polytechnic's Professional & Adult Continuing Education Academy (PACE) website:
 - To register for the e-scooter theory test, go to <https://go.gov.sg/register-mttescooter>
 - To register for the PAB theory test, go to <https://go.gov.sg/register-mttpab>
- d. Choose the language that you wish to take the theory test in. As you are re-registering for a new account, please select "**Subsequent Registrations**".

E-Scooter (English)



- e. If this is your **second** account registration, please select “**Second Registration**”, and so on. You will need to select the correct registration box to proceed with re-registration.



- f. Please refer to **1. Registration for the Online Theory Test, from step (d) onwards**, for more details on how to complete the registration process.

- End of document -